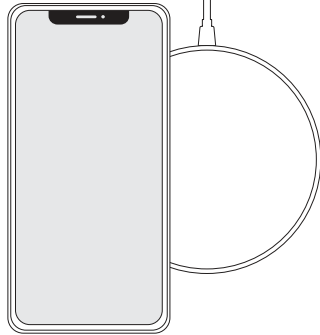




Wireless Charger User Manual



Does my cell phone support wireless charging?

All phones that support the Qi standard are compatible with the Circle of Life.

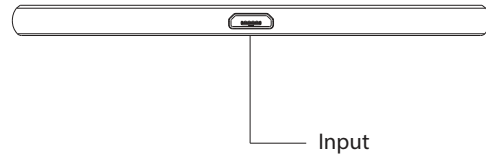
If you are unsure, please visit: <https://volasound.fi/langaton-ta-latausta-tukevat-puhelimet/> for an extensive list of phones that support wireless charging.

Product information

Input	DC 5V/2A 9V/1,67A
Charging power	15W / 10W / 7,5W / 5W
Product dimensions	100mm x 8,5mm
Weight	50g
Material	Bamboo
USB port	Type-C
Certificates	CE / FCC / ROHS

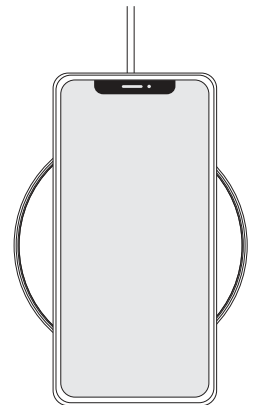
Product information

Circle of Life is a smart wireless charger that is compatible with all phones that support wireless charging. Charge your phone efficiently and wirelessly by placing it on top of the charging cradle. With Circle of Life, you can charge your phone efficiently and securely.



This is how the Circle of Life works

1. Connect the USB charging cable to the power supply or computer as shown below.
2. Connect the other end of the USB charging cable to the wireless charger.
3. Place the phone in the middle of the charging pad. A charging symbol appears on the phone display, indicating that charging has started.



Attention!

1. Please keep the charger away from water or other liquid.
2. If you need to clean the charger, please make sure it's not connected with a power cable.
3. Please make sure the surrounding temperature stays between 0-45°C.